



Plot mean of selected
 Auto Zoom
 Default Zoom

To zoom in/out, use the zoom buttons, the scroll wheel, draw a box or rightclick the graph.
 To pan hold down center button or ctrl and drag in the graph

Show legend

Body Weight: 75 Kg Sanity limit: 10 [%] warn Acceleration: 5 [m/s²]
 Hand size: 80 [mm] P2 offset: 0.0 [N] RMS filter length: 20 [samples]
 Female Hand mass from hand size Angle offset: 45 [deg]

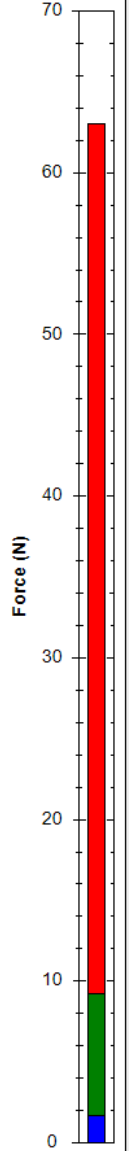
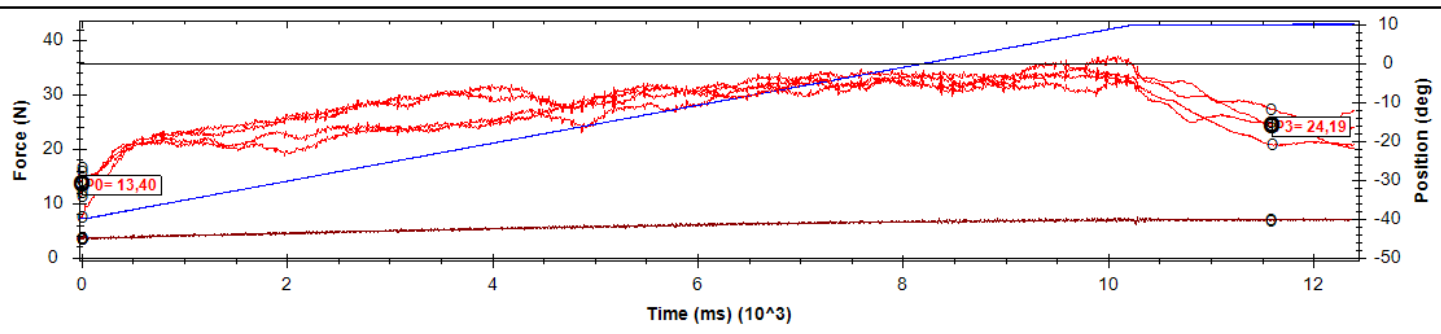
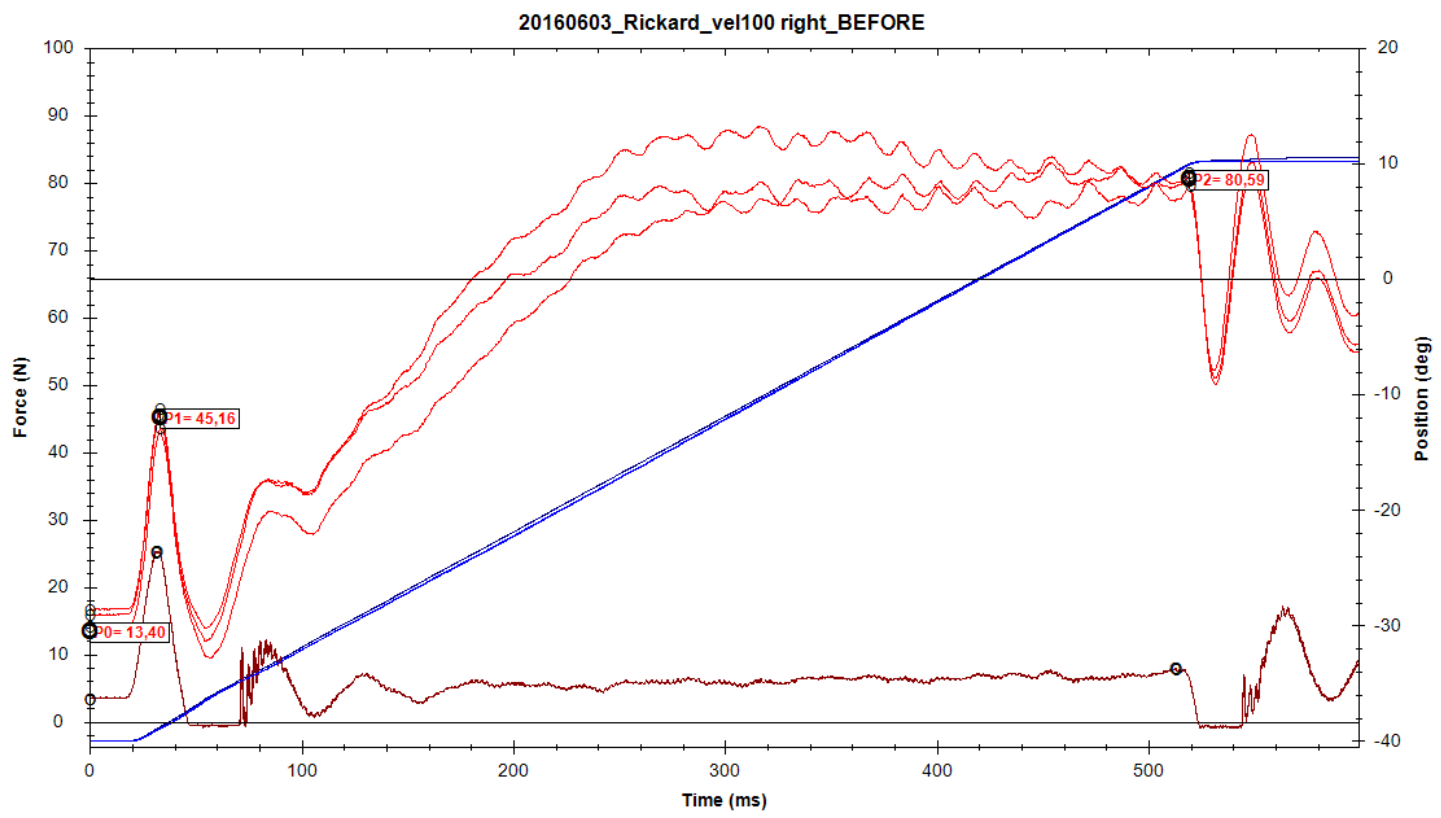
Results
 Neural Component [N]: **53,79**
 Elastic Component [N]: **7,55**
 Viscoelastic Comp [N]: **1,67**


DateTime	StartAngle	StopAngle	isSlow	withHand
2016-06-03_09.57.01.xml	-40	10	<input type="checkbox"/>	<input checked="" type="checkbox"/>
2016-06-03_09.57.24.xml	-40	10	<input type="checkbox"/>	<input checked="" type="checkbox"/>
2016-06-03_09.57.38.xml	-40	10	<input type="checkbox"/>	<input checked="" type="checkbox"/>
2016-06-03_09.57.50.xml	-40	10	<input type="checkbox"/>	<input checked="" type="checkbox"/>

2016-06-03_10.01.31.xml	-40	10	<input type="checkbox"/>	<input type="checkbox"/>
2016-06-03_10.01.39.xml	-40	10	<input type="checkbox"/>	<input type="checkbox"/>
2016-06-03_10.01.47.xml	-40	10	<input type="checkbox"/>	<input type="checkbox"/>
2016-06-03_10.01.56.xml	-40	10	<input type="checkbox"/>	<input type="checkbox"/>
2016-06-03_09.56.19.xml	-40	10	<input type="checkbox"/>	<input type="checkbox"/>

DateTime	StartAngle	StopAngle	isSlow	withHand
2016-06-03_09.58.15.xml	-40	10	<input checked="" type="checkbox"/>	<input checked="" type="checkbox"/>
2016-06-03_09.58.36.xml	-40	10	<input checked="" type="checkbox"/>	<input checked="" type="checkbox"/>
2016-06-03_09.58.58.xml	-40	10	<input checked="" type="checkbox"/>	<input checked="" type="checkbox"/>
2016-06-03_09.59.22.xml	-40	10	<input checked="" type="checkbox"/>	<input checked="" type="checkbox"/>
2016-06-03_09.59.45.xml	-40	10	<input checked="" type="checkbox"/>	<input checked="" type="checkbox"/>

2016-06-03_10.00.43.xml	-40	10	<input checked="" type="checkbox"/>	<input type="checkbox"/>
2016-06-03_10.01.06.xml	-40	10	<input checked="" type="checkbox"/>	<input type="checkbox"/>





Plot mean of selected
 Auto Zoom
 Default Zoom

To zoom in/out, use the zoom buttons, the scroll wheel, draw a box or rightclick the graph.
 To pan hold down center button or ctrl and drag in the graph

Show legend

Body Weight: 75 Kg Sanity limit: 10 [%] Acceleration: 5 [m/s²]
 Hand size: 80 [mm] P2 offset: 0.0 [N] RMS filter length: 20 [samples]
 Female Hand mass from hand size Angle offset: 45 [deg]

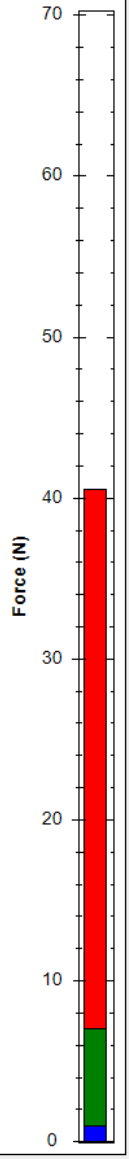
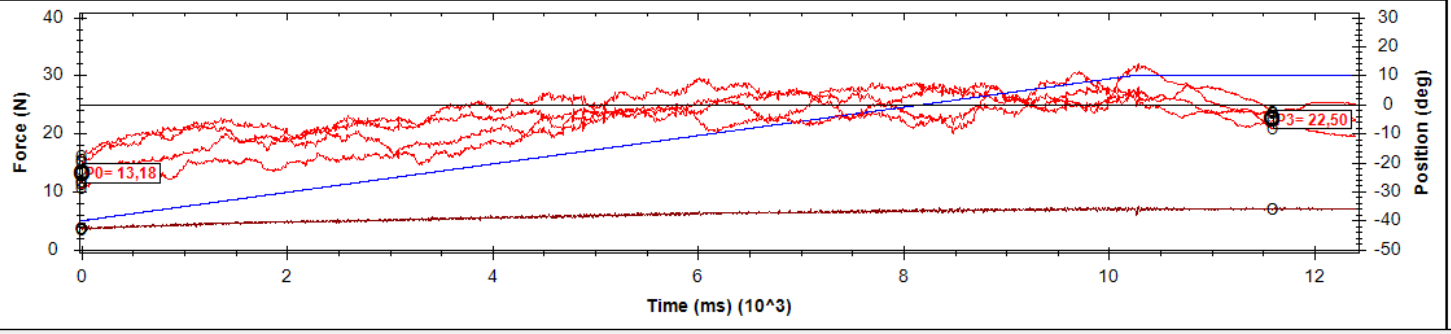
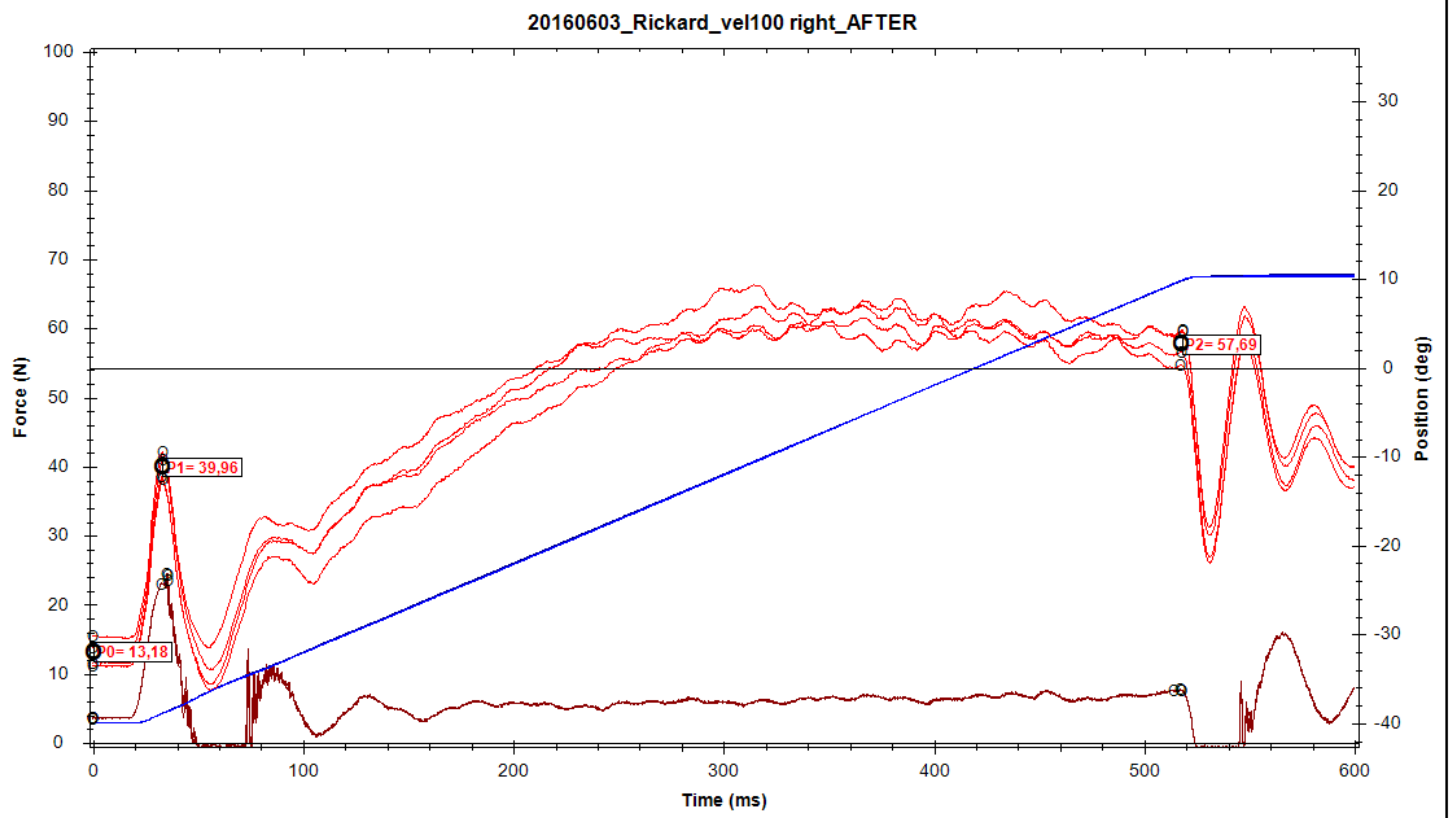
Results
 Neural Component [N]: **33,52**
 Elastic Component [N]: **6,08**
 Viscoelastic Comp [N]: **0,96**

DateTime	StartAngle	StopAngle	isSlow	withHand
2016-06-03_11.19.17.xml	-40	10	<input type="checkbox"/>	<input checked="" type="checkbox"/>
2016-06-03_11.19.48.xml	-40	10	<input type="checkbox"/>	<input checked="" type="checkbox"/>
2016-06-03_11.20.22.xml	-40	10	<input type="checkbox"/>	<input checked="" type="checkbox"/>
2016-06-03_11.20.58.xml	-40	10	<input type="checkbox"/>	<input checked="" type="checkbox"/>
2016-06-03_11.21.21.xml	-40	10	<input type="checkbox"/>	<input checked="" type="checkbox"/>
2016-06-03_11.22.06.xml	-40	10	<input type="checkbox"/>	<input checked="" type="checkbox"/>
2016-06-03_11.22.32.xml	-40	10	<input type="checkbox"/>	<input checked="" type="checkbox"/>
2016-06-03_11.22.54.xml	-40	10	<input type="checkbox"/>	<input checked="" type="checkbox"/>
2016-06-03_11.23.45.xml	-40	10	<input type="checkbox"/>	<input checked="" type="checkbox"/>
2016-06-03_11.24.41.xml	-40	10	<input type="checkbox"/>	<input checked="" type="checkbox"/>
2016-06-03_11.26.02.xml	-40	10	<input type="checkbox"/>	<input checked="" type="checkbox"/>

2016-06-03_11.27.38.xml	-40	10	<input type="checkbox"/>	<input type="checkbox"/>
2016-06-03_11.27.48.xml	-40	10	<input type="checkbox"/>	<input type="checkbox"/>
2016-06-03_11.28.03.xml	-40	10	<input type="checkbox"/>	<input type="checkbox"/>
2016-06-03_11.28.11.xml	-40	10	<input type="checkbox"/>	<input type="checkbox"/>
2016-06-03_11.28.22.xml	-40	10	<input type="checkbox"/>	<input type="checkbox"/>

DateTime	StartAngle	StopAngle	isSlow	withHand
2016-06-03_11.16.51.xml	-40	10	<input checked="" type="checkbox"/>	<input checked="" type="checkbox"/>
2016-06-03_11.17.14.xml	-40	10	<input checked="" type="checkbox"/>	<input checked="" type="checkbox"/>
2016-06-03_11.17.43.xml	-40	10	<input checked="" type="checkbox"/>	<input checked="" type="checkbox"/>
2016-06-03_11.18.10.xml	-40	10	<input checked="" type="checkbox"/>	<input checked="" type="checkbox"/>
2016-06-03_11.18.57.xml	-40	10	<input checked="" type="checkbox"/>	<input checked="" type="checkbox"/>

2016-06-03_11.30.23.xml	-40	10	<input checked="" type="checkbox"/>	<input type="checkbox"/>
2016-06-03_11.30.47.xml	-40	10	<input checked="" type="checkbox"/>	<input type="checkbox"/>
2016-06-03_11.31.09.xml	-40	10	<input checked="" type="checkbox"/>	<input type="checkbox"/>





Plot mean of selected
Auto Zoom
Default Zoom

To zoom in/out, use the zoom buttons, the scroll wheel, draw a box or rightclick the graph.
To pan hold down center button or ctrl and drag in the graph

Show legend

Body Weight: 75 Kg Sanity limit: 10 [%] warn Acceleration: 13 [m/s²]
 Hand size: 80 [mm] P2 offset: 0,0 [N] RMS filter length: 20 [samples]
 Female Hand mass from hand size Angle offset: 45 [deg]

Results

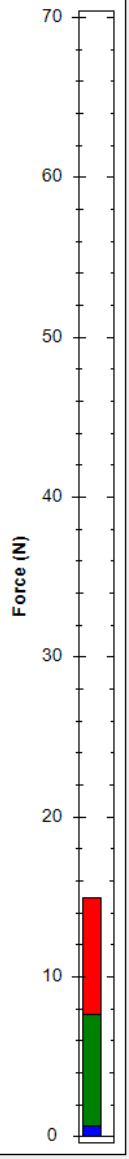
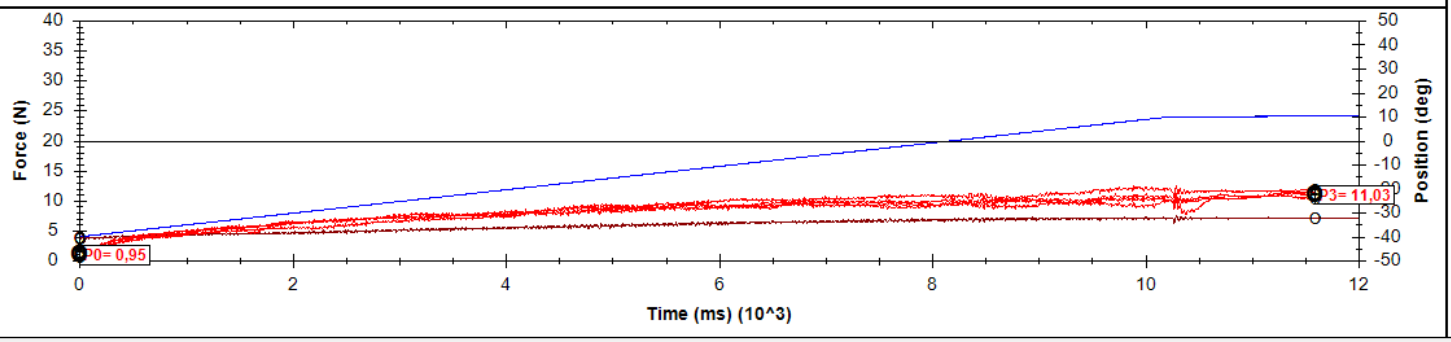
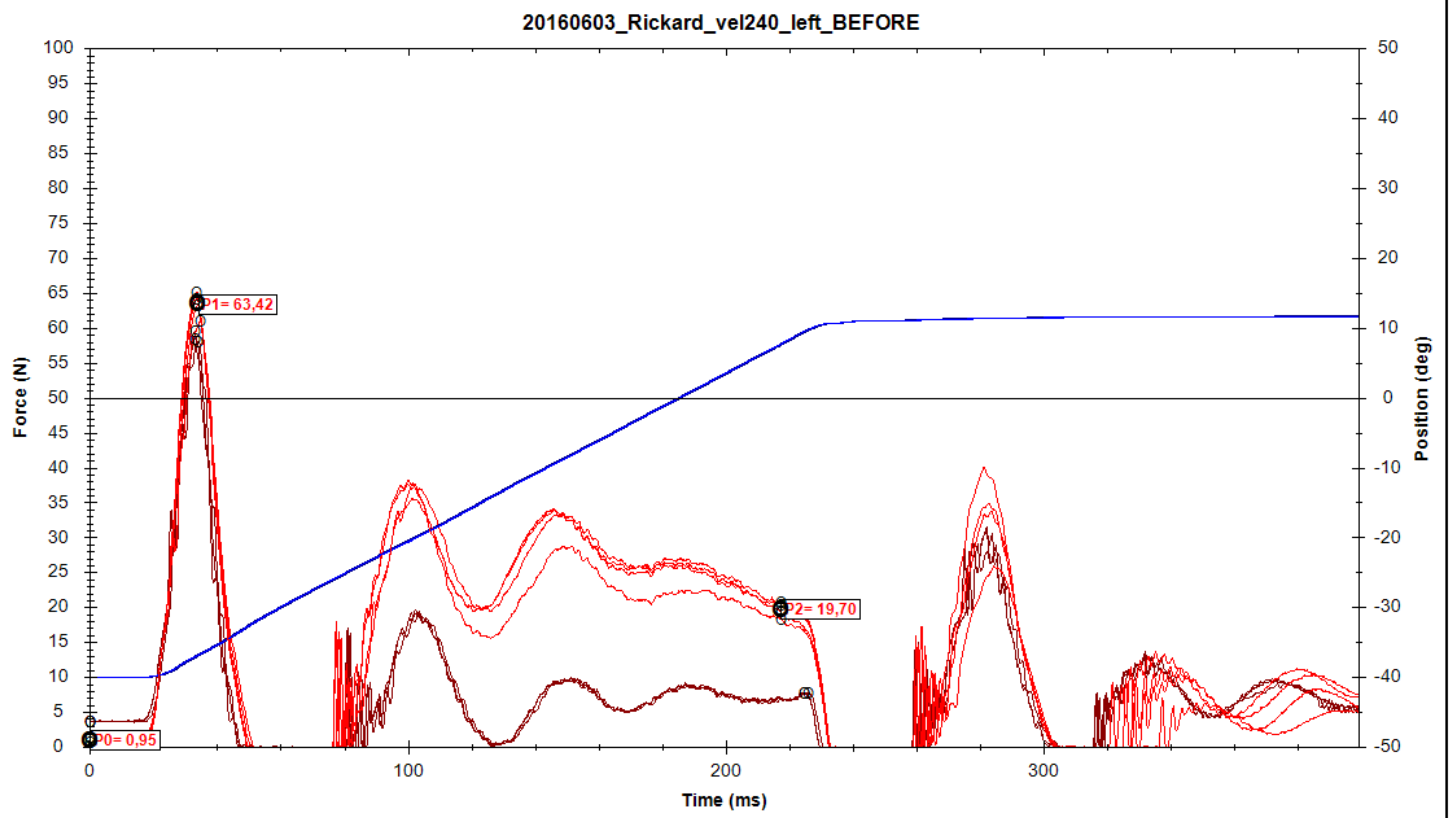
Neural Component [N]: **7,30**
 Elastic Component [N]: **7,00**
 Viscoelastic Comp [N]: **0,68**

DateTime	StartAngle	StopAngle	isSlow	withHand
2016-06-03_10.17.55.xml	-40	10	<input type="checkbox"/>	<input checked="" type="checkbox"/>
2016-06-03_10.18.09.xml	-40	10	<input type="checkbox"/>	<input checked="" type="checkbox"/>
2016-06-03_10.18.20.xml	-40	10	<input type="checkbox"/>	<input checked="" type="checkbox"/>
2016-06-03_10.18.32.xml	-40	10	<input type="checkbox"/>	<input checked="" type="checkbox"/>
2016-06-03_10.18.44.xml	-40	10	<input type="checkbox"/>	<input checked="" type="checkbox"/>

2016-06-03_10.19.18.xml	-40	10	<input type="checkbox"/>	<input type="checkbox"/>
2016-06-03_10.19.30.xml	-40	10	<input type="checkbox"/>	<input type="checkbox"/>
2016-06-03_10.19.36.xml	-40	10	<input type="checkbox"/>	<input type="checkbox"/>

DateTime	StartAngle	StopAngle	isSlow	withHand
2016-06-03_10.16.03.xml	-40	10	<input checked="" type="checkbox"/>	<input checked="" type="checkbox"/>
2016-06-03_10.16.24.xml	-40	10	<input checked="" type="checkbox"/>	<input checked="" type="checkbox"/>
2016-06-03_10.16.46.xml	-40	10	<input checked="" type="checkbox"/>	<input checked="" type="checkbox"/>
2016-06-03_10.17.12.xml	-40	10	<input checked="" type="checkbox"/>	<input checked="" type="checkbox"/>
2016-06-03_10.17.38.xml	-40	10	<input checked="" type="checkbox"/>	<input checked="" type="checkbox"/>

2016-06-03_10.19.57.xml	-40	10	<input checked="" type="checkbox"/>	<input type="checkbox"/>
2016-06-03_10.20.17.xml	-40	10	<input checked="" type="checkbox"/>	<input type="checkbox"/>
2016-06-03_10.20.38.xml	-40	10	<input checked="" type="checkbox"/>	<input type="checkbox"/>





Plot mean of selected
 Auto Zoom
 Default Zoom

To zoom in/out, use the zoom buttons, the scroll wheel, draw a box or rightclick the graph.
 To pan hold down center button or ctrl and drag in the graph

Show legend

Body Weight: 75 Kg Sanity limit: 10 [%] warn Acceleration: 13 [m/s²]
 Hand size: 80 [mm] P2 offset: 0,0 [N] RMS filter length: 20 [samples]
 Female Hand mass from hand size Angle offset: 45 [deg]

Results

Neural Component [N]: **5,62**
 Elastic Component [N]: **3,41**
 Viscoelastic Comp [N]: **1,04**

DateTime	StartAngle	StopAngle	isSlow	withHand
2016-06-03_11.11.13.xml	-40	10	<input type="checkbox"/>	<input checked="" type="checkbox"/>
2016-06-03_11.11.23.xml	-40	10	<input type="checkbox"/>	<input checked="" type="checkbox"/>
2016-06-03_11.11.31.xml	-40	10	<input type="checkbox"/>	<input checked="" type="checkbox"/>
2016-06-03_11.11.41.xml	-40	10	<input type="checkbox"/>	<input checked="" type="checkbox"/>
2016-06-03_11.11.56.xml	-40	10	<input type="checkbox"/>	<input checked="" type="checkbox"/>

2016-06-03_11.13.58.xml	-40	10	<input type="checkbox"/>	<input type="checkbox"/>
2016-06-03_11.14.09.xml	-40	10	<input type="checkbox"/>	<input type="checkbox"/>
2016-06-03_11.14.29.xml	-40	10	<input type="checkbox"/>	<input type="checkbox"/>
2016-06-03_11.14.36.xml	-40	10	<input type="checkbox"/>	<input type="checkbox"/>

DateTime	StartAngle	StopAngle	isSlow	withHand
2016-06-03_11.09.51.xml	-40	10	<input checked="" type="checkbox"/>	<input checked="" type="checkbox"/>
2016-06-03_11.10.13.xml	-40	10	<input checked="" type="checkbox"/>	<input checked="" type="checkbox"/>
2016-06-03_11.10.35.xml	-40	10	<input checked="" type="checkbox"/>	<input checked="" type="checkbox"/>
2016-06-03_11.10.58.xml	-40	10	<input checked="" type="checkbox"/>	<input checked="" type="checkbox"/>

2016-06-03_11.12.52.xml	-40	10	<input checked="" type="checkbox"/>	<input type="checkbox"/>
2016-06-03_11.13.17.xml	-40	10	<input checked="" type="checkbox"/>	<input type="checkbox"/>
2016-06-03_11.13.39.xml	-40	10	<input checked="" type="checkbox"/>	<input type="checkbox"/>
2016-06-03_11.07.01.xml	-45	50	<input checked="" type="checkbox"/>	<input type="checkbox"/>

